



Rushey Greenpaper

Enjoying the present and preparing for the future

www.rusheygreen.lewisham.sch.uk

Issue 05

Keeping You Informed

Friday 13th October 2017

RGSA Committee

Following a successful Annual General Meeting (AGM) on the Tuesday we are now in the process of improving the profile of our parent teacher association, with the aim of increasing our fund raising events, activities and experiences. Additionally the AGM, due to the number of nominations made, voted in our new committee to help manage the RGSA. After half term their pictures will be displayed on the school notice boards, please feel free to approach them about becoming more actively involved.

Voting will no longer need to take place on the 20th October.

The new committee members are:

RGSA Chair - Lilian Brooks **Vice Chair**- Ana Serban
Treasurer - Nathalie Kouassi **Secretary** - Magdolna Eric
Committee members - Michelle Sylvester, Terina Wright, Lavine Noonan, Owen Bowen, Chris Henriette.

Thank you for your support and looking forward to an exciting year ahead. Lilian Brooks RGSA Chair :)

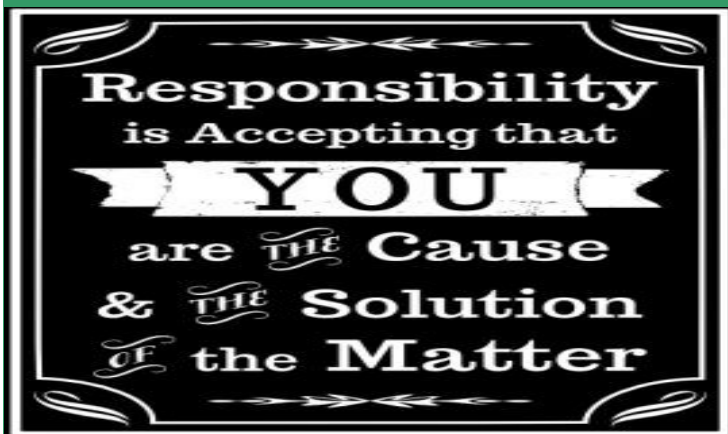
Year 6 Kingswood Meeting

There will be a meeting for parents of children attending Kingswood on Thursday 19th October at 6pm. This meeting will provide you with some final information before your child goes away.

Payments

Please ensure that all care club and dinner money payments are cleared by Thursday 19th October. Accounts not cleared by this date will be closed. Those in care club will need to find alternative childcare arrangements. Those who have school dinners will need to bring a packed lunch.

Theme for the Month - Responsibility



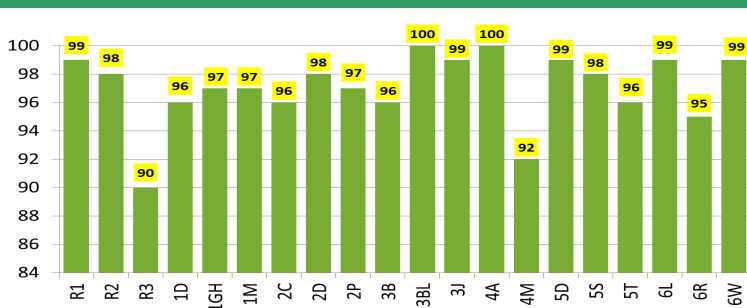
Upcoming Events

- Monday 16th** - Year 6 Bikeability Week
- Tuesday 17th** - 9:30AM Little Red Hen Performance Yr1
1GH Parent Consultation Evening
- Wednesday 18th** - Reception Open Morning 9:20AM
1GH Parent Consultation Evening
- Thursday 19th** - Reception Performance 2:30PM for parents
Dress Up for Downs Syndrome Awareness (Blue and Yellow clothes)
Year 6 Kingswood School Journey Parents Meeting 6PM
- Friday 20th** - Parent Consultation Day 9AM - 6PM

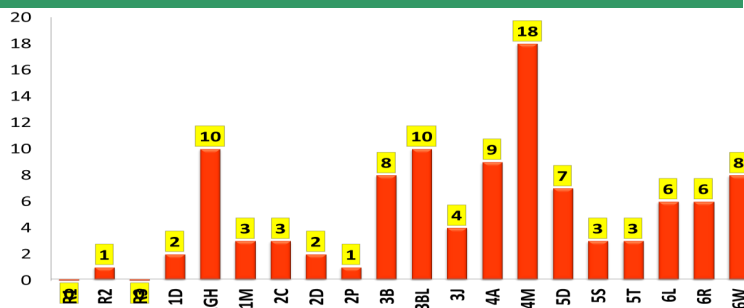
Craze of the Week

Chasing Games

Well done to everyone that got 100% attendance



Well done to everyone who got no late marks this week





Results

Stage and Measure	Cohort	GLD	
		Nat	Sch LA
Foundation Stage	All	70.7%	79.1%
	EAL		74.2%
	PP		70.9%
	SEN		26.6%
	Boys		73.9%
	Girls		84.3%
	Black - African		77.0%
	Black - Caribbean		73.0%
	White - British		86.7%

Rushey Green Primary School

Summary of 2017 outcomes, shown against Lewisham (LA) and the National emerging and/or provisional outcomes.
This includes the key groups measured for performance analysis.

Please note that Early Years national outcomes have not been published at this time.

We have compared KS2 Teacher Assessments against National and Local Authority (LA) KS2 SAT results.

Stage and Measure	Cohort	Decoding	
		Nat	Sch LA
Year 1 Phonics	All	89	81.4%
	EAL	40	81.0%
	PP	16	68.4%
	SEN	14	42.8%
	Boys	40	77.9%
	Girls	49	85.2%
	Black - African	8	84.0%
	Black - Caribbean	8	78.7%
	White - British	9	81.2%

Stage and Measure	Cohort	Reading	
		Nat	Sch LA
Key Stage 1	All	83	75.8%
	EAL	31	72.1%
	PP	34	60.7%
	SEN	11	30.8%
	Boys	40	71.6%
	Girls	43	80.2%
	Black - African	6	77.9%
	Black - Caribbean	12	73.9%
	White - British	5	76.5%

Writing	Nat	Sch	LA
	67.1%	67.7%	71.4%
	51.9%	61.8%	64.6%
	21.1%	54.5%	31.5%
	61.7%	67.5%	68.4%
	75.5%	72.1%	78.1%
	72.4%	100%	76.1%
	66.1%	66.7%	68.0%
	68.4%	80.0%	75.4%

Math's	Nat	Sch	LA
	74.5%	80.6%	76.6%
	60.1%	73.5%	68.8%
	32.3%	45.5%	40.2%
	74.2%	82.5%	77.2%
	76.6%	74.4%	78.1%
	75.4%	100%	75.9%
	68.5%	66.7%	70.0%
	75.6%	80.0%	82.9%

Science	Nat	Sch	LA
	78.3%	80.6%	83.6%
	69.0%	79.4%	80.0%
	42.6%	54.5%	55.6%
	80.4%	82.5%	84.7%
	85.4%	83.7%	88.8%
	81.1%	100%	5.7%
	79.3%	83.3%	82.7%
	84.2%	100%	91.9%

RWM	Nat	Sch	LA
	63.4%	67.7%	71.4%
	46.4%	58.8%	58.2%
	17.4%	45.5%	26.7%
	58.4%	65.0%	65.0%
	69.2%	65.1%	71.3%
	67.1%	100%	69.5%
	60.4%	50.0%	60.6%
	63.8%	80.0%	72.4%

Stage and Measure	Cohort	Reading	
		Nat	Sch LA
Key Stage 2 Teacher Assessments	All	91	71.4%
	EAL	47	72.2%
	PP	37	59.1%
	SEN	28	32.8%
	Boys	39	68.1%
	Girls	52	74.8%
	Black - African	12	70.1%
	Black - Caribbean	21	65.8%
	White - British	5	77.9%

Writing	Nat	Sch	LA
	77.1%	70.5%	77.4%
	65.2%	68.6%	71.7%
	29.5%	40.0%	39.9%
	69.9%	60.5%	70.6%
	82.1%	75.5%	83.1%
	78.4%	66.7%	81.5%
	72.0%	60.0%	70.6%
	76.6%	60.0%	76.1%

Math's	Nat	Sch	LA
	76.0%	75.0%	75.2%
	62.6%	78.0%	65.2%
	35.4%	34.0%	43.1%
	74.5%	82.0%	72.6%
	75.1%	79.0%	74.8%
	76.6%	85.0%	74.8%
	66.8%	66.6%	63.1%
	74.4%	67.0%	77.1%

GPS	Nat	Sch	LA
	77.8%	74.4%	78.1%
	65.8%	75.6%	69.4%
	33.9%	38.8%	42.9%
	72.6%	79.7%	71.8%
	81.3%	81.6%	80.4%
	82.4%	78.9%	82.2%
	74.1%	61.9%	67.5%
	76.1%	60.0%	75.9%

RWM	Nat	Sch	LA
	62.3%	64.0%	59.7%
	46.6%	66.0%	52.4%
	17.8%	41.0%	23.8%
	56.9%	63.0%	57.2%
	64.6%	71.0%	65.0%
	61.8%	70.0%	61.8%
	53.2%	42.8%	48.4%
	61.5%	67.0%	67.9%